

Brukerveiledning for bordmodell art. 3000339

TOUCHLESS SPRAY DISINFECTANT DISPENSER



Thank you for purchasing our product.
please read the manual carefully before using.
please keep it safe and take it out if necessary.

Use Attention

In the process of manufacturing and inspection, it is possible to leave moisture in the inner wall tube. The product is not completely waterproof.
Avoid using in the water, avoid spray of water and place in high humidity for a long time.
During use, please do not tilt or reverse the device, the liquid inside may leak.
Do not place liquid in the product if not in use for a long time.
Please clean the nozzle regularly.

About Used Liquid

The device is for liquid Alcohol hand sanitizer dispenser with sensor.
Do not use liquid cleansing oil, high viscosity liquid like Gel hand sanitizer, shampoo, bubble hand soap, diluted hand sanitizer, etc.

Product Specification

Power: NO.5 Alkaline battery(AA)x4pcs(not included)
battery life: About 10 months(sense ten times/per day)
Please use alkaline battery
Battery performance, depending on the using conditions, battery life may be shorten.
Capacity: about 480ml
product size: 148x108x210mm
weight: 345g(exclude the batteries)
IPX level: IPX2

Safety Instructions

Please read the notes carefully and use it safely and correctly.

About the product

△Warning :

- Please do not decomposition or modify the machine.
- The product is not completely waterproof.
- Do not use in high temperature, high humidity, dust and other places.
Do not fill acid, alkali, oil and other liquids in the bottle.
- Keep away from high temperature things such as heating equipment.

Attention:

- Please do not place it in the place where it is shaken, hit hard, or on a rickety platform.
- Please do not be bumped or forced.
- Please do not place it near heating equipment, fire sources, oil, moisture or heated environment.
- Please do not let the liquid wet the internal components.

About the batteries

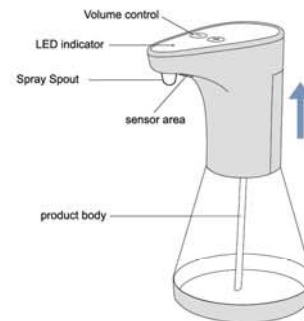
△Warning :

- When the battery leaks, please do not touch the liquid directly. If liquid is attached to the body or clothing, rinse with water immediately. If the skin has symptoms of inflammation or injury, consult a doctor immediately.
- When the battery fluid into the eyes, do not rub it. Rinse it with plenty of water and go to the hospital for treatment.
- Do not approach fire source, do not decompose or heating.
- Please do not charge the Alkaline battery.
- Do not use other types batteries.
- Please pay attention to the positive and negative of the battery and install the battery correctly.
- Do not store batteries with metal necklaces, hairpin, etc.
- Please remove the battery from the machine if it is out of use for a long time.
- Do not mix new, old and different types of Alkaline batteries.
- Do not use leaky batteries.
- Don't use batteries without protective film.

Attention:

- Please do not place it near a fire or in direct sunlight, or in a car under the scorching sun.
- Please do not let the battery drop or throw, or have a strong impact.
- Please do not peel off the protective film or damage the battery.
- Please read the precautions indicated on the battery carefully.
- To protect the environment, please dispose or recycle batteries in accordance with the regulations of the living area. It is everyone's responsibility to care for the environment.

Product Details



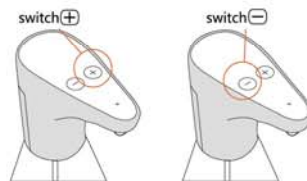
2

Remove the body bottle and pour the liquid inside. Please be careful not to mix different liquids

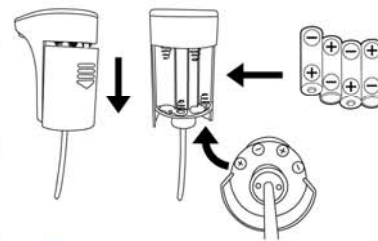


3

There are two levels liquid volume, adjust it through the +, - button. Enter low liquid volume default mode when starting for the first time. If the device Shutdown, Press the + button for 1 second to turn on the device and the indicator light shows green. Long press the - button for 3 seconds to turn off the device, and the indicator light shows red. When the battery is low, the indicator will turn red to remind you to replace the battery. Normally do not need to shut down the device, it will automatically standby when not working.



Using method



1

Open the battery cover and insert the 4pcs Alkaline batteries correctly as the product figure shown

Attention:

When the battery is low, the machine LED indicator will turn red. Please replace the battery.
Please replace all batteries when replacing them. Do not mix new, old and different types of Alkaline batteries. When cleaning the machine, please empty the bottle of liquid, otherwise the liquid will enter the machine, causing damage to the machine. Please wipe the dirt with a clean soft cloth.

It is forbidden to wipe with high corrosive liquid or volatile liquid, which may easily cause deterioration, discoloration and damage of the machine

FAQ

The device is not working properly

- Check if the battery has enough power.
- Is the battery positive and negative poles are in the right direction.
- Whether the red sensor area is shielded by foreign objects.

No liquid

- Whether used other thick liquids.

Importør: Viking Cimex AS – support@vikingcimex.no